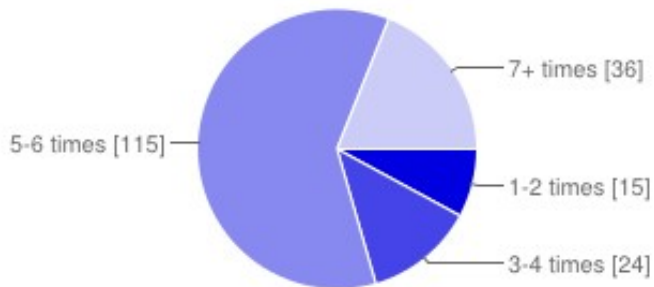
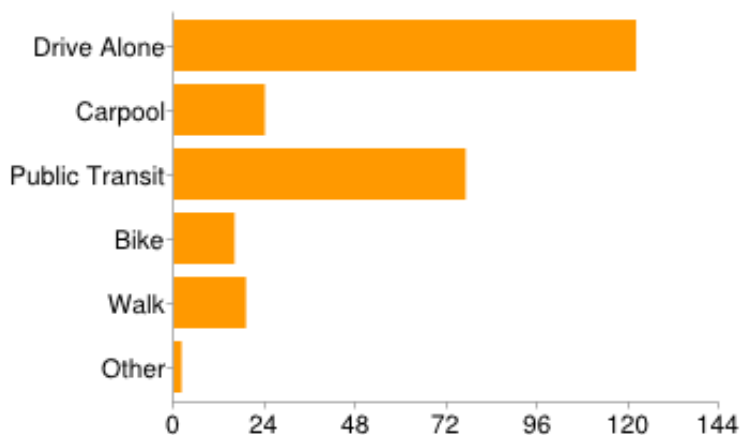

Summary

How many times a week do you commute to work and/or school? (Count each roundtrip as once.)



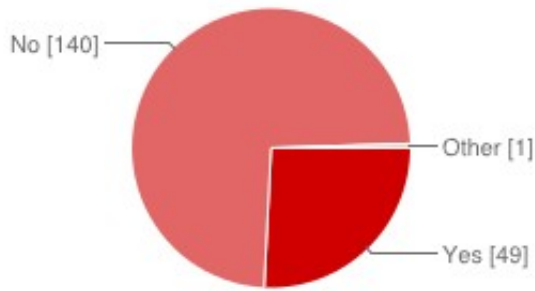
1-2 times	15	7.8%
3-4 times	24	12.5%
5-6 times	115	59.9%
7+ times	36	18.8%

How do you get to work/school? Check more than one, if applicable.



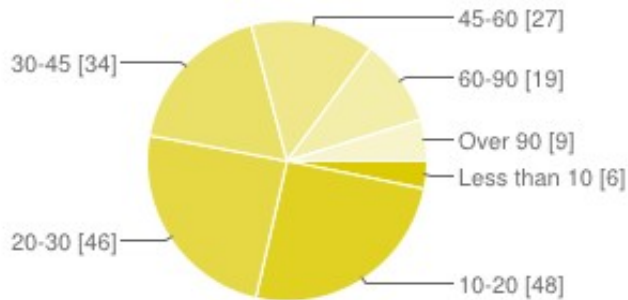
Drive Alone	122	63.5%
Carpool	24	12.5%
Public Transit	77	40.1%
Bike	16	8.3%
Walk	19	9.9%
Other	2	1%

Does your work/school subsidize your commute?



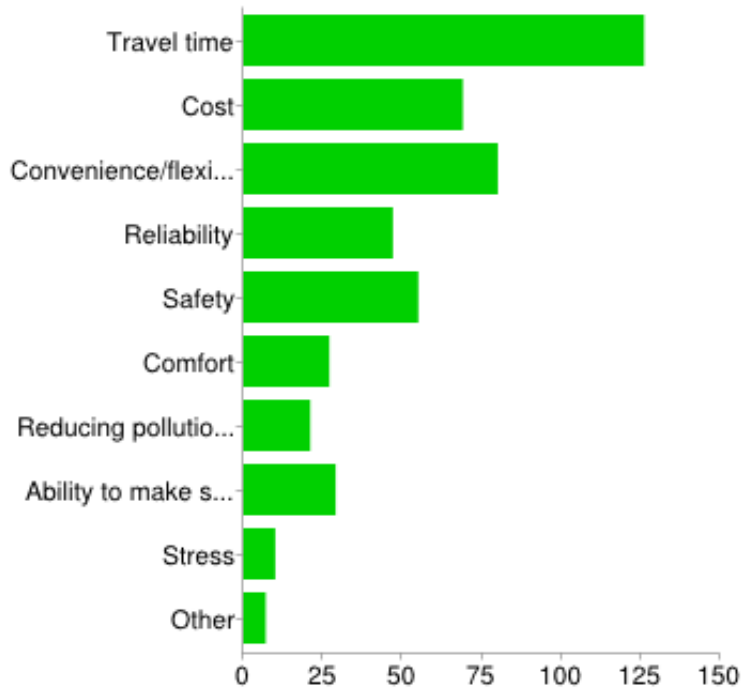
Yes	49	25.5%
No	140	72.9%
Other	1	0.5%

Approximately how many minutes does it usually take for you to get to work/school?



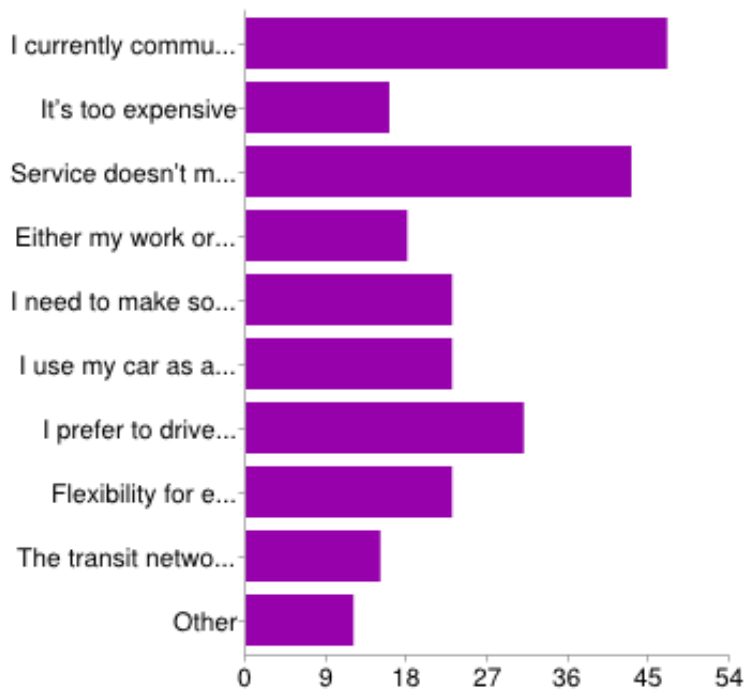
Less than 10	6	3.1%
10-20	48	25%
20-30	46	24%
30-45	34	17.7%
45-60	27	14.1%
60-90	19	9.9%
Over 90	9	4.7%

What is most important to you when you choose how you get to work/school?



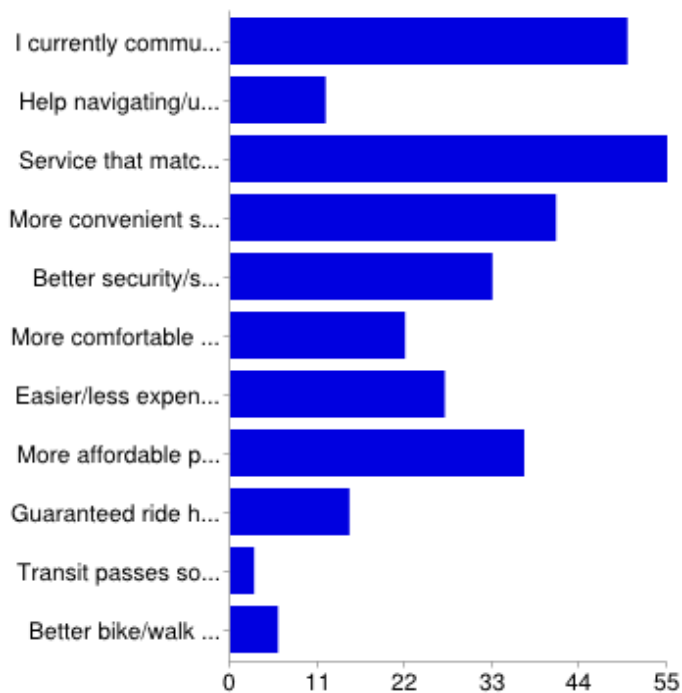
Travel time	126	65.6%
Cost	69	35.9%
Convenience/flexibility	80	41.7%
Reliability	47	24.5%
Safety	55	28.6%
Comfort	27	14.1%
Reducing pollution, conserving energy	21	10.9%
Ability to make stops on the way to work or home	29	15.1%
Stress	10	5.2%
Other	7	3.6%

If you do not commute by public transit, why don't you?



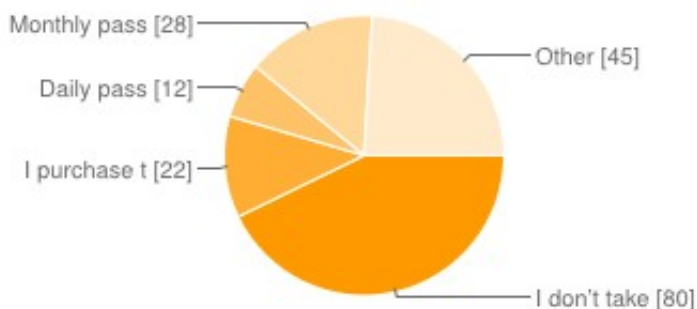
I currently commute by public transit	47	24.5%
It's too expensive	16	8.3%
Service doesn't match my schedule	43	22.4%
Either my work or home is not accessible by transit	18	9.4%
I need to make some stops on the way to work (child, other)	23	12%
I use my car as a part of my job	23	12%
I prefer to drive my own car	31	16.1%
Flexibility for emergencies	23	12%
The transit network is too complicated to use	15	7.8%
Other	12	6.3%

If you do not use public transit, what would encourage you to use public transit for commute?



I currently commute by public transit	50	26%
Help navigating/understanding system	12	6.3%
Service that matches my schedule	55	28.6%
More convenient stops	41	21.4%
Better security/safety	33	17.2%
More comfortable services	22	11.5%
Easier/less expensive connections between other transit options	27	14.1%
More affordable prices	37	19.3%
Guaranteed ride home in case of emergencies	15	7.8%
Transit passes sold at work	3	1.6%
Better bike/walk access	6	3.1%

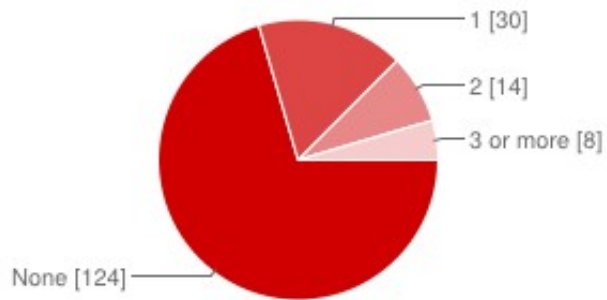
What kind of pass do you use?



I don't take public transit	80	41.7%
I purchase tickets for single rides	22	11.5%
Daily pass	12	6.3%

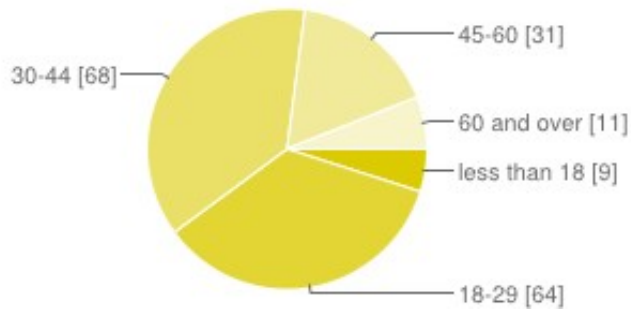
Monthly pass	28	14.6%
Other	45	23.4%

How many times do you transfer between agencies on each commute?



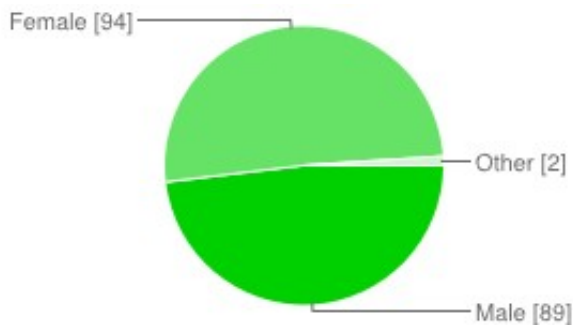
None	124	64.6%
1	30	15.6%
2	14	7.3%
3 or more	8	4.2%

How old are you?



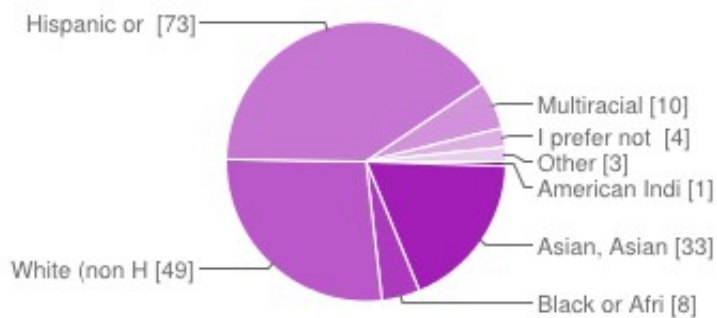
less than 18	9	4.7%
18-29	64	33.3%
30-44	68	35.4%
45-60	31	16.1%
60 and over	11	5.7%

What is your gender?



Male	89	46.4%
Female	94	49%
Other	2	1%

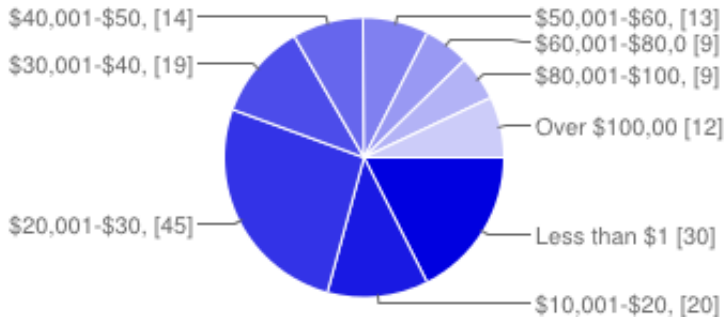
What is your race or ethnic identity?



American Indian or other Native American	1	0.5%
Asian, Asian American or Pacific Islander	33	17.2%
Black or African American	8	4.2%

White (non Hispanic)	49	25.5%
Hispanic or Latino	73	38%
Multiracial	10	5.2%
I prefer not to respond	4	2.1%
Other	3	1.6%

What is your annual income bracket?



Less than \$10,000	30	15.6%
\$10,001-\$20,000	20	10.4%
\$20,001-\$30,000	45	23.4%
\$30,001-\$40,000	19	9.9%
\$40,001-\$50,000	14	7.3%
\$50,001-\$60,000	13	6.8%
\$60,001-\$80,000	9	4.7%
\$80,001-\$100,000	9	4.7%
Over \$100,000	12	6.3%